

everyday **Vocabulary**

Intervention Activities

Pre- and Post-Assessment

Use the following Grade 2 Vocabulary pre-/post-assessment pages to plan instruction and monitor progress.

DIRECTIONS FOR ADMINISTERING AND SCORING ASSESSMENTS

This assessment can be administered as a Pre-Assessment for planning instruction and then again as a Post-Assessment at year's end to monitor progress. The assessment can be administered to children individually or in a group. Detailed guidelines for administering and scoring the Pre-/Post-Assessment are presented below.

GUIDELINES FOR USING THE PRE-ASSESSMENT

This Pre-/Post-Assessment is 20 pages long. Each page targets a specific skill or area of Vocabulary knowledge. Plan for about 40 minutes to administer the Pre-Assessment, but allow more time if needed. Children should be allowed to finish answering every item. Depending on the children and your situation, you may want to administer the Pre-Assessment in two parts in different sittings.

Read directions aloud to the student(s). Note where students succeed and where they struggle on the Individual Pre-/Post-Assessment Scoring Chart. Then use Everyday Vocabulary Intervention Activity units to support these areas.

To Administer the Pre-Assessment:

1. Make a copy of the assessment for each child.
2. Have children write their names at the top of each assessment page.
3. Read the directions on each page and make sure children know what to do.
4. Have children complete each item with their best answer.
5. When children have finished, collect the assessments.

To Score the Pre-Assessment:

1. Make a copy of the Individual Pre-/Post-Assessment Scoring Chart (found on page 24 of this PDF) for each student.
2. Mark each question correct or incorrect on the assessment page using the Answer key (found at the end of this PDF).
3. To find the total assessment score, count the number of items answered correctly.
4. Then write the number count in the Pre-Assessment column.
5. Add the total to assess overall performance, and use the correlating unit in the EIA Vocabulary book to target skills that look like they require more support.

Using the Results:

1. Use the results of the Pre-Assessment to determine each student's current level of proficiency in the strategies being assessed.
2. As explained above, the items in the Pre-Assessment measure strategies in particular skills. A student's score on a particular cluster can pinpoint specific instructional needs. A student who answers fewer than 50% of items in each cluster correctly may need focused instructional attention on those particular strategies.
3. Plotting scores on the Individual Pre-Assessment/Post-Assessment Scoring Charts provides a handy reference for monitoring students' growth and development. Such information can be used to identify the skills and strategies to be reinforced for a whole group, small group, or individual.
4. Store the Pre-Assessment/Post-Assessment Scoring Charts in an appropriate location for referral during the school year, and for end-of-year comparison of the Pre-Assessment and Post-Assessment scores.


GUIDELINES FOR USING THE POST-ASSESSMENT

The Post-Assessment is identical to the Pre-Assessment and should be administered and scored in the same way. Thus, the item numbers on the Individual Pre-/Post-Assessment Scoring Chart are the same for both assessments.

Use the results of the Post-Assessment to determine each student's current level of proficiency in the strategies being assessed. Compare the students' scores on the Pre-Assessment and Post-Assessment—and on each strategy cluster within the assessments—to evaluate the student's progress since the beginning of the year.

Grade 2 Vocabulary Pre-/Post-Assessment	Recommended Everyday Vocabulary Intervention Activities
Sight Words, Nouns, Pronouns, and Possessives	Units 1–2
Verbs, Adjectives, and Adverbs	Units 3–4
Contractions	Unit 5
Synonyms and Antonyms	Unit 6
Homonyms, Homographs, and Homophones	Unit 7
Language Arts Content Words	Unit 8
Social Studies Content Words	Units 9–12
Science Content Words	Units 13–16
Math Content Words	Units 17–20

Draw a circle around the word in each row that best describes the picture.



on

off

out

of



behind

below

between

around



what

where

when

who



what

where

when

who



what

where

when

who



close

open

clothes

shut

Draw a circle around the correct sentence in each row.



He has a hat. She has a hat.



Its hat is on. It's hat is on.



Mine hat is on. My hat is on.



They have hats. Their have hats.



This is her hat. Her have a hat.



Him have a hat. This is his hat.

Draw a circle around the correct word in each row that describes the picture.



sleep

read

run



sleep

read

run



sleep

fly

laugh



lift

read

fly



lift

read

fly



read

think

write

Check the box that best describes the adjectives in each row.

<input type="checkbox"/> same <input type="checkbox"/> different	angry mad
<input type="checkbox"/> same <input type="checkbox"/> different	wet dry
<input type="checkbox"/> same <input type="checkbox"/> different	low high
<input type="checkbox"/> same <input type="checkbox"/> different	quickly slowly
<input type="checkbox"/> same <input type="checkbox"/> different	warm cool
<input type="checkbox"/> same <input type="checkbox"/> different	happy glad

.....

Complete each row.

it + is =

she + has =

you + will =

they + have =

do + not =

will + not =

Check the box that best describes the adjectives in each row.

<input type="checkbox"/> same <input type="checkbox"/> different	hard	soft
<input type="checkbox"/> same <input type="checkbox"/> different	close	shut
<input type="checkbox"/> same <input type="checkbox"/> different	close	open
<input type="checkbox"/> same <input type="checkbox"/> different	large	big
<input type="checkbox"/> same <input type="checkbox"/> different	big	small
<input type="checkbox"/> same <input type="checkbox"/> different	small	little

.....

Draw a circle around the word that best completes the sentence.

1. I smell with my _____. **nose** **knows**

2. I love to swim in the _____. **sea** **see**

3. I live in the house over _____. **their** **there**


4. Do you _____ the answer? **know** **no**

5. I use my ears to _____. **hear** **here**

6. The bear has _____. **pause** **paws**

Draw a line to match each word to the correct picture.

author



title

B b

vowel




consonant



book

A a

newspaper




.....

Draw a line to match each word to the correct picture.

Bald Eagle



President Lincoln




Liberty Bell



American Flag









Use the map and the legend to answer the questions.









1. The house is closest to the _____. **school** **library**
2. The _____ runs through the town. **park** **river**
3. The park is near the _____. **river** **house**
4. The _____ is farthest from the house. **school** **park**







Draw a circle around the word that matches the picture in each row.

	airplane	bridge	bicycle
	ship	train	bus
	van	car	bus
	train	ship	bus
	train	plain	airplane
	bus	cab	van







Draw a circle around the word that best describes the picture in each row.

	airport	park	zoo
	park	farm	zoo
	airport	library	park
	farm	park	library
	airport	school	park
	park	farm	zoo

Draw a circle around the word that best describes the picture in each row.

	bear	rock	water
	rock	bird	bear
	bird	leaf	tree
	water	rock	bear
	bear	bird	cat
	tree	leaf	rock

Draw a circle around the word that best describes the picture in each row.

	see	hear	sleep
	walk	run	leap
	see	hear	smell
	see	hear	smell
	lungs	legs	feet
	see	hear	sleep

Draw a circle around the word that best describes the picture in each row.



stream

lake

river



rain

snow


wind



volcano

fossil

tree



sun

moon

stars



sun

rain

clouds



sun

Earth

moon


Draw a circle around the word that best describes the picture in each row.



ramp

wedge

wheel



wheel

inclined
plane


pulley



lever

pulley

ramp



lever

pulley

wheel

.....

Draw a circle around the correct word in each row.

$11 + 7$

add

subtract

minus

$11 - 7$

add

subtract

plus

$11 - 7 = 4$

add

sum

difference

$11 + 7 = 18$

subtract

sum

difference

.....

Draw a circle around the words that best describe the picture in each row.



quarter

five
cents

ten
cents

twenty-five
cents



dime

one
cent

ten
cents

twenty-five
cents



nickel

five
cents

ten
cents

twenty-five
cents



penny

one
cent

ten
cents

five
cents


Draw a circle around the word that best describes the picture in each row.



triangle

rectangle

square



circle

oval


triangle



triangle

rectangle

square



triangle

rhombus

square



triangle

rectangle

rhombus




circle

hexagon

octagon


Draw a circle around the word that best describes what each tool measures.



length

time

weight



length

time


weight



length

time

weight



length

time

weight

Individual Pre-/Post-Assessment Scoring Chart

Student Name _____


Pre-Assessment Date: _____

Post-Assessment Date: _____

Skill	Assessment Page	Pre-Assessment	Post-Assessment	EIA Vocabulary Unit
Sight Words	4	/6	/6	Unit 1
Nouns, Pronouns, and Possessives	5	/6	/6	Unit 2
Verbs	6	/6	/6	Unit 3
Adjectives and Adverbs	7	/6	/6	Unit 4
Contractions	8	/6	/6	Unit 5
Synonyms and Antonyms	9	/6	/6	Unit 6
Homonyms, Homographs, and Homophones	10	/6	/6	Unit 7
Language Arts Words	11	/6	/6	Unit 8
Social Studies Words I	12	/4	/4	Unit 9
Social Studies Words II	13	/4	/4	Unit 10
Social Studies Words III	14	/6	/6	Unit 11
Social Studies Words IV	15	/6	/6	Unit 12
Science Words I	16	/6	/6	Unit 13
Science Words II	17	/6	/6	Unit 14
Science Words III	18	/6	/6	Unit 15
Science Words IV	19	/4	/4	Unit 16
Math Words I	20	/4	/4	Unit 17
Math Words II	21	/4	/4	Unit 18
Math Words III	22	/6	/6	Unit 19
Math Words IV	23	/4	/4	Unit 20
TOTAL		/108	/108	

ANSWER KEY

Draw a circle around the word in each row that best describes the picture.



on

off

out

of



behind

below

between

around



what

where

when

who



what

where

when

who



what

where

when

who



close

open

clothes

shut

Draw a circle around the correct sentence in each row.



He has a hat.

She has a hat.



Its hat is on.

It's hat is on.



Mine hat is on.

My hat is on.



They have hats.

Their have hats.



This is her hat.







Her have a hat.



Him have a hat.

This is his hat.

Draw a circle around the correct word in each row that describes the picture.

	sleep	read	run
	sleep	read	run
	sleep	fly	laugh
	lift	read	fly
	lift	read	fly
	read	think	write

Check the box that best describes the adjectives in each row.

<input checked="" type="checkbox"/> same <input type="checkbox"/> different	angry	mad
<input type="checkbox"/> same <input checked="" type="checkbox"/> different	wet	dry
<input type="checkbox"/> same <input checked="" type="checkbox"/> different	low	high
<input type="checkbox"/> same <input checked="" type="checkbox"/> different	quickly	slowly
<input type="checkbox"/> same <input checked="" type="checkbox"/> different	warm	cool
<input checked="" type="checkbox"/> same <input type="checkbox"/> different	happy	glad

.....

Complete each row.

it

+

is

=

it's

she

+

has

=

she's

you

+

will

=

you'll

they

+

have

=

they've

do

+

not

=

don't

will

+

not

=

won't

Check the box that best describes the adjectives in each row.

<input type="checkbox"/> same <input checked="" type="checkbox"/> different	hard	soft
<input checked="" type="checkbox"/> same <input type="checkbox"/> different	close	shut
<input type="checkbox"/> same <input checked="" type="checkbox"/> different	close	open
<input checked="" type="checkbox"/> same <input type="checkbox"/> different	large	big
<input type="checkbox"/> same <input checked="" type="checkbox"/> different	big	small
<input type="checkbox"/> same <input checked="" type="checkbox"/> different	small	little

Draw a circle around the word that best completes the sentence.

1. I smell with my _____. **nose** **knows**
2. I love to swim in the _____. **sea** **see**
3. I live in the house over _____. **their** **there**
4. Do you _____ the answer? **know** **no**
5. I use my ears to _____. **hear** **here**
6. The bear has _____. **pause** **paws**

Draw a line to match each word to the correct picture.

author

title

vowel


consonant

book

newspaper

B b

A a



The diagram shows three illustrations of books. The top and bottom books are titled 'The Ugly Duckling' by Hans Christian Andersen. Dashed boxes are drawn around the title and author's name on these books, with arrows pointing from the words 'author' and 'title' to them. The middle book is a newspaper with the word 'NEWS' on its masthead. Lines connect the words 'author', 'title', 'vowel', 'consonant', 'book', and 'newspaper' to the appropriate illustrations. Specifically, 'author' points to the author's name on the top book, 'title' points to the title on the top book, 'vowel' points to the letter 'A' on the right, 'consonant' points to the letter 'B' on the right, 'book' points to the middle newspaper, and 'newspaper' points to the bottom book.


Draw a line to match each word to the correct picture.

Bald Eagle

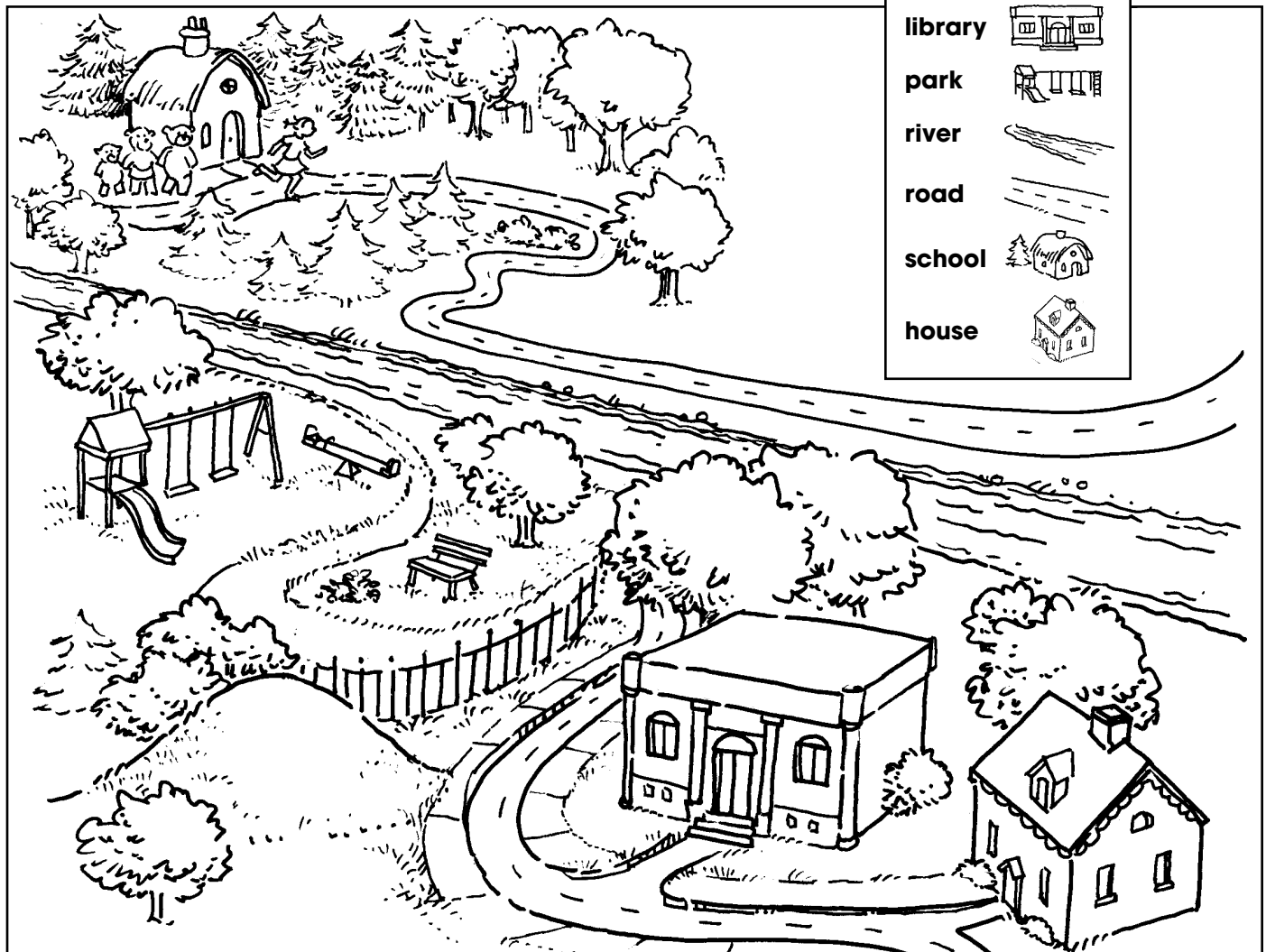
President Lincoln

Liberty Bell

American Flag


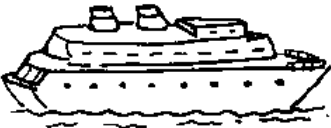






Use the map and the legend to answer the questions.



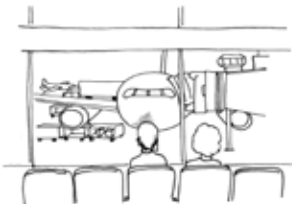





1. The house is closest to the _____. **school** **library**
2. The _____ runs through the town. **park** **river**
3. The park is near the _____. **river** **house**
4. The _____ is farthest from the house. **school** **park**







Draw a circle around the word that matches the picture in each row.

	airplane	bridge	bicycle
	ship	train	bus
	van	car	bus
	train	ship	bus
	train	plain	airplane
	bus	cab	van







Draw a circle around the word that best describes the picture in each row.

	airport	park	zoo
	park	farm	zoo
	airport	library	park
	farm	park	library
	airport	school	park
	park	farm	zoo


Draw a circle around the word that best describes the picture in each row.

	bear	rock	water
	rock	bird	bear
	bird	leaf	tree
	water	rock	bear
	bear	bird	cat
	tree	leaf	rock

Draw a circle around the word that best describes the picture in each row.

	<u>see</u>	hear	sleep
	walk	<u>run</u>	leap
	see	hear	<u>smell</u>
	see	<u>hear</u>	smell
	<u>lungs</u>	legs	feet
	see	hear	<u>sleep</u>

Draw a circle around the word that best describes the picture in each row.



stream

lake

river



rain

snow


wind



volcano

fossil

tree



sun

moon

stars



sun

rain

clouds




sun

Earth

moon

Draw a circle around the word that best describes the picture in each row.



ramp

wedge

wheel



wheel

inclined
plane


pulley



lever

pulley

ramp



lever

pulley

wheel

.....

Draw a circle around the correct word in each row.

$11 + 7$

add

subtract

minus

$11 - 7$

add

subtract

plus

$11 - 7 = 4$

add

sum

difference

$11 + 7 = 18$

subtract

sum

difference

.....

Draw a circle around the words that best describe the picture in each row.



quarter

five
cents

ten
cents

twenty-five
cents



dime

one
cent

ten
cents

twenty-five
cents



nickel

five
cents

ten
cents

twenty-five
cents



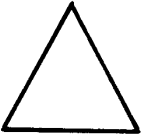




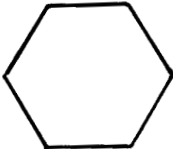
penny

one
cent


ten
cents

five
cents

Draw a circle around the word that best describes the picture in each row.

	<u>triangle</u>	rectangle	square
	<u>circle</u>	oval	triangle
	triangle	<u>rectangle</u>	square
	triangle	rhombus	<u>square</u>
	triangle	rectangle	<u>rhombus</u>
	circle	<u>hexagon</u>	octagon


Draw a circle around the word that best describes what each tool measures.



length

time


weight



length

time


weight



length

time

weight



length

time

weight